



EPSON SureColor P65x0/P85x0 Series CT/RGB Driver

This document describes the supported features and options of the EPSON SureColor P65x0/P85x0 CT/RGB printer driver for Fiery XF

System Requirements

The following overview informs you about the **minimum** required Fiery XF server for full support of this printer.

Fiery XF Server
Fiery XF 7.3.2 and higher

Supported Printer

- I. **EPSON SC-P65x0E** (appearance in Fiery XF) supports:
6color, 24inch width
 - EPSON SC-P6500E (Europe, Middle East, English Speaking Africa, Israel)
 - EPSON SC-P6570E (USA, Canada, Central & South America)
 - EPSON SC-P6560E (Australia, New Zealand)
 - EPSON SC-P6540E (Korea)
 - EPSON SC-P6530E (Indonesia, Malaysia, Philippines, Singapore, Thailand, Vietnam, Pakistan, Taiwan, Myanmar, Cambodia, India, Bangladesh, SriLanka, Nepal, Republic of Maldives)
 - EPSON SC-P6580E (China)
 - EPSON SC-P6590E (Hong-Kong)
 - EPSON SC-P6550E (Japan)

- II. **EPSON SC-P65x0D/DE** (appearance in Fiery XF) supports:
6color, 24inch width, with dual roll
 - EPSON SC-P6500D (Europe, Middle East, English Speaking Africa, Israel)
 - EPSON SC-P6500DE (Europe, Middle East, English Speaking Africa, Israel)
 - EPSON SC-P6570D (USA, Canada, Central & South America)
 - EPSON SC-P6570DE (USA, Canada, Central & South America)
 - EPSON SC-P6560D (Australia, New Zealand)
 - EPSON SC-P6560DE (Australia, New Zealand)
 - EPSON SC-P6540D (Korea)
 - EPSON SC-P6540DE (Korea)
 - EPSON SC-P6530D (Indonesia, Malaysia, Philippines, Singapore, Thailand, Vietnam, Pakistan, Taiwan, Myanmar, Cambodia, India, Bangladesh, SriLanka, Nepal, Republic of Maldives)
 - EPSON SC-P6530DE (Indonesia, Malaysia, Philippines, Singapore, Thailand, Vietnam, Pakistan, Taiwan, Myanmar, Cambodia, India, Bangladesh, SriLanka, Nepal, Republic of Maldives)
 - EPSON SC-P6580D (China)
 - EPSON SC-P6580DE (China)
 - EPSON SC-P6590D (Hong-Kong)
 - EPSON SC-P6590DE (Hong-Kong)

- EPSON SC-P6550D (Japan)
- EPSON SC-P6550DE (Japan)

III. **EPSON SC-P85x0D/DL/DM** (appearance in Fiery XF) supports:

6color, 44inch width, with dual roll

- EPSON SC-P8500D (Europe, Middle East, English Speaking Africa, Israel)
- EPSON SC-P8500DL (Europe, Middle East, English Speaking Africa, Israel)
- EPSON SC-P8500DM (Europe, Middle East, English Speaking Africa, Israel)
- EPSON SC-P8570D (USA, Canada, Central & South America)
- EPSON SC-P8570DL (USA, Canada, Central & South America)
- EPSON SC-P8560D (Australia, New Zealand)
- EPSON SC-P8560DL (Australia, New Zealand)
- EPSON SC-P8560DM (Australia, New Zealand)
- EPSON SC-P8540D (Korea)
- EPSON SC-P8540DL (Korea)
- EPSON SC-P8530D (Indonesia, Malaysia, Philippines, Singapore, Thailand, Vietnam, Pakistan, Taiwan, Myanmar, Cambodia, India, Bangladesh, SriLanka, Nepal, Republic of Maldives)
- EPSON SC-P8530DL (Indonesia, Malaysia, Philippines, Singapore, Thailand, Vietnam, Pakistan, Taiwan, Myanmar, Cambodia, India, Bangladesh, SriLanka, Nepal, Republic of Maldives)
- EPSON SC-P8530DM (Indonesia, Malaysia, Philippines, Singapore, Thailand, Vietnam, Pakistan, Taiwan, Myanmar, Cambodia, India, Bangladesh, SriLanka, Nepal, Republic of Maldives)
- EPSON SC-P8580D (China)
- EPSON SC-P8580DL (China)
- EPSON SC-P8590D (Hong-Kong)
- EPSON SC-P8590DL (Hong-Kong)
- EPSON SC-P8590DM (Hong-Kong)
- EPSON SC-P8550D (Japan)
- EPSON SC-P8550DL (Japan)
- EPSON SC-P8550DM (Japan)

Specification Summary

Item	SC-P65x0 series	SC-P85x0 series
Printer width	24 inches	44 inches
Ink set	Epson UltraChrome PRO 6 - C/M/Y/PK/MK/GY	
Media type	Roll paper, Cut sheet, Board paper	
Paper path	Manual feed, Roll feed	
Paper Width	254-610mm(Roll), 203.2-610mm(Sheet), 210-610mm(Board)	254-1118mm(Roll), 203.2-1118mm(Sheet), 210-1118mm(Board)
Paper Thickness:	0.07-0.8mm(Roll), 0.07-0.8mm(Sheet), 0.8-1.5mm(Board) Core diameter : 2 inches (3" supported with an option) Max. roll paper diameter : 170mm	
Roll spindle	Spindle used, 2,3 in. core (3" supported with an option)	
Borderless print	Supported	
EMX	Supported	
I/F	USB: USB3.0 Wired LAN: 10Base-T/100Base-TX/1000Base-T Wireless LAN: IEEE 802.11a/b/g/n/ac	
HDD/SSD unit	SSD 960GB (optional in some countries)	
SpectroProofer	Not available	

Color Mode

- CMYK
- RGB

Ink Configuration

- EPSON Ultrachrome PRO 6

Supported Options (Valid for all printer of this supplement)

- Print direction
 - Uni-directional
 - Bi-directional
- Auto cut
 - Autocut On
 - Autocut Off
 - Print horizontal line
- Borderless
 - On
 - Off
- Paper Edge Quality
 - Standard
 - Add Top Margin
 - Optimize Media Edge Print Quality
- Printer Hard Disk
 - Print and save simultaneously
 - Save print data first, and then print
 - Delete print data after printing
- Ink density adjustment (added after 7.3.3 release)
 - Range is 12% .. 400%
 - Default value is 100% (no adjustment)
 - Each time you choose a calibration in Server Manager or Job Editor, the adjustment value will be set from the calibration's EPL. Older EPL files which do not have density value will set the default value to 100%.

Handling of Dual Roll

- Models that include "D" in their Device are equipped with dual roll. The 1st (upper) Roll can be used as both a paper feeder and a take-up reel, and its setting can only be made on the printer control panel.
- In some cases, even if you select Roll 1 in Fiery XF, printing may result in error. Refer to following table for such scenarios –

State of the 1st Roll on printer control panel	Selected Roll in Fiery XF	Description
Paper feeder	Roll 1	Printing is executed on Roll Paper 1.
	Roll 2	Printing is executed on Roll Paper 2.
	Automatic	Printing is executed on more suitable Roll Paper.
Take-up reel	Roll 1	Printing will result in an error.

	Roll 2	Printing is executed on Roll Paper 2.
	Automatic	Printing is executed on Roll Paper 2.

Supported Resolutions and PrintModes

Media Name	Black ink	Quality Name		
			Rip resolution	Print resolution
Premium Luster Photo Paper (260)	Photo	Speed	300/600	600*600
		Quality	300/600	1200*1200
		High Quality	300/600	1200*1200
		Super	300/600	2400*1200
		MaxQuality	300/600	2400*1200
Premium Glossy Photo Paper (250)	Photo	Speed	300/600	600*600
		Quality	300/600	1200*1200
		High Quality	300/600	1200*1200
		Super	300/600	2400*1200
		MaxQuality	300/600	2400*1200
Premium Semigloss Photo Paper (250)	Photo	Speed	300/600	600*600
		Quality	300/600	1200*1200
		High Quality	300/600	1200*1200
		Super	300/600	2400*1200
		MaxQuality	300/600	2400*1200
Premium Semimatte Photo Paper (260)	Photo	Speed	300/600	600*600
		Quality	300/600	1200*1200
		High Quality	300/600	1200*1200
		Super	300/600	2400*1200
		MaxQuality	300/600	2400*1200
Premium Glossy Photo Paper (170)	Photo	Speed	300/600	600*600
		Quality	300/600	1200*1200
		High Quality	300/600	1200*1200
		Super	300/600	2400*1200
		MaxQuality	300/600	2400*1200
Premium Semigloss Photo Paper (170)	Photo	Speed	300/600	600*600
		Quality	300/600	1200*1200
		High Quality	300/600	1200*1200
		Super	300/600	2400*1200
		MaxQuality	300/600	2400*1200
Premium Glossy Photo Paper	Photo	Speed	300/600	600*600

		Quality	300/600	1200*1200
		High Quality	300/600	1200*1200
		Super	300/600	2400*1200
		MaxQuality	300/600	2400*1200
Premium Semigloss Photo Paper	Photo	Speed	300/600	600*600
		Quality	300/600	1200*1200
		High Quality	300/600	1200*1200
		Super	300/600	2400*1200
		MaxQuality	300/600	2400*1200
Premium Luster Photo Paper	Photo	Speed	300/600	600*600
		Quality	300/600	1200*1200
		High Quality	300/600	1200*1200
		Super	300/600	2400*1200
		MaxQuality	300/600	2400*1200
Photo Paper Gloss 250	Photo	Speed	300/600	600*600
		Quality	300/600	1200*1200
		High Quality	300/600	1200*1200
		Super	300/600	2400*1200
		MaxQuality	300/600	2400*1200
Baryta	Photo	High Quality	300/600	2400*1200
		MaxQuality	300/600	2400*1200
Velvet Fine Art Paper	Matte	MaxQuality	300/600	2400*1200
Watercolor Paper - Radiant White	Matte	MaxQuality	300/600	2400*1200
UltraSmooth Fine Art Paper	Matte	MaxQuality	300/600	2400*1200
Fine Art Matte	Matte	MaxQuality	300/600	2400*1200
Canvas Matte	Matte	Quality	300/600	1200*1200
		High Quality	300/600	2400*1200
Canvas Satin	Photo	Quality	300/600	1200*1200
		High Quality	300/600	2400*1200
Singleweight Matte Paper	Matte	Draft	300	300*600
		Speed	300/600	600*600
		Quality	300/600	600*600
		High Quality	300/600	1200*1200
		MaxQuality	300/600	1200*1200
Singleweight Matte Paper LD	Matte	Draft	300	300*600
		Speed	300/600	600*600
		Quality	300/600	600*1200
		High Quality	600/1200	1200*1200
Doubleweight Matte Paper	Matte	Speed	300/600	600*600
		Quality	300/600	600*600
		High Quality	300/600	1200*1200
		MaxQuality	300/600	1200*1200
Enhanced Matte Paper	Matte	Quality	300/600	1200*1200

		High Quality	300/600	2400*1200
		MaxQuality	300/600	2400*1200
Archival Matte Paper	Matte	Quality	300/600	1200*1200
		High Quality	300/600	2400*1200
		MaxQuality	300/600	2400*1200
Photo Quality Ink Jet Paper	Matte	Speed	300/600	600*600
		Quality	300/600	1200*1200
Plain Paper	Matte	Draft	300	300*600
		Speed	300/600	300*600
		Quality	300/600	600*600
		High Quality	300/600	1200*1200
Plain Paper LD	Matte	Draft	300	300*600
		Speed	300/600	600*600
		Quality	300/600	600*1200
		High Quality	600/1200	1200*1200
		Quality	300/600	600*1200
		High Quality	600/1200	1200*1200
		Quality	300/600	600*1200
		Quality	300/600	600*1200
		High Quality	600/1200	1200*1200
		Speed	300/600	600*600
		Quality	300/600	600*1200
Enhanced Synthetic Paper	Matte	Speed	300/600	600*600
		Quality	300/600	1200*1200
		Speed	300/600	600*600
		Quality	300/600	1200*1200
Enhanced Adhesive Synthetic Paper	Matte	Speed	300/600	600*600
		Quality	300/600	1200*1200
Enhanced Low Adhesive Synthetic Paper	Matte	Speed	300/600	600*600
		Quality	300/600	1200*1200
Heavy Wieight Polyester Banner	Matte	Speed	300/600	600*600
		Quality	300/600	1200*1200
Enhanced Matte Poster Board	Matte	Quality	300/600	1200*1200
		High Quality	300/600	2400*1200
		MaxQuality	300/600	2400*1200
Backlight Film Roll PK	Photo	High Quality	300/600	2400*1200
		MaxQuality	300/600	2400*1200
Backlight Film Roll MK	Matte	High Quality	300/600	2400*1200
		MaxQuality	300/600	2400*1200
Backlight Film Roll HighDensity (Available only for CT Driver)	Matte+Photo	High Quality	300/600	2400*1200
		MaxQuality	300/600	2400*1200

RIP Resolution:

300 = 300 x 300
 600 = 600 x 600
 1200 = 1200 x 1200

Paper Edge Quality Constraints

Paper Edge Quality has following 3 options –

- Paper Edge Quality
 - Standard
 - Add Top Margin
 - Optimize Media Edge Print Quality

Note that the third option - Optimize Media Edge Print Quality – has constraints with following combinations of Mediatype and Resolution

Media Type	Media Type ID	Resolution
Singleweight Matte Paper	330	300 x 300
Singleweight Matte Paper LD	334	300 x 300
Plain Paper	1	300 x 300
Plain Paper	1	300 x 600
Plain Paper LD	332	300 x 300

These combinations may prevent the job from printing on the printer.

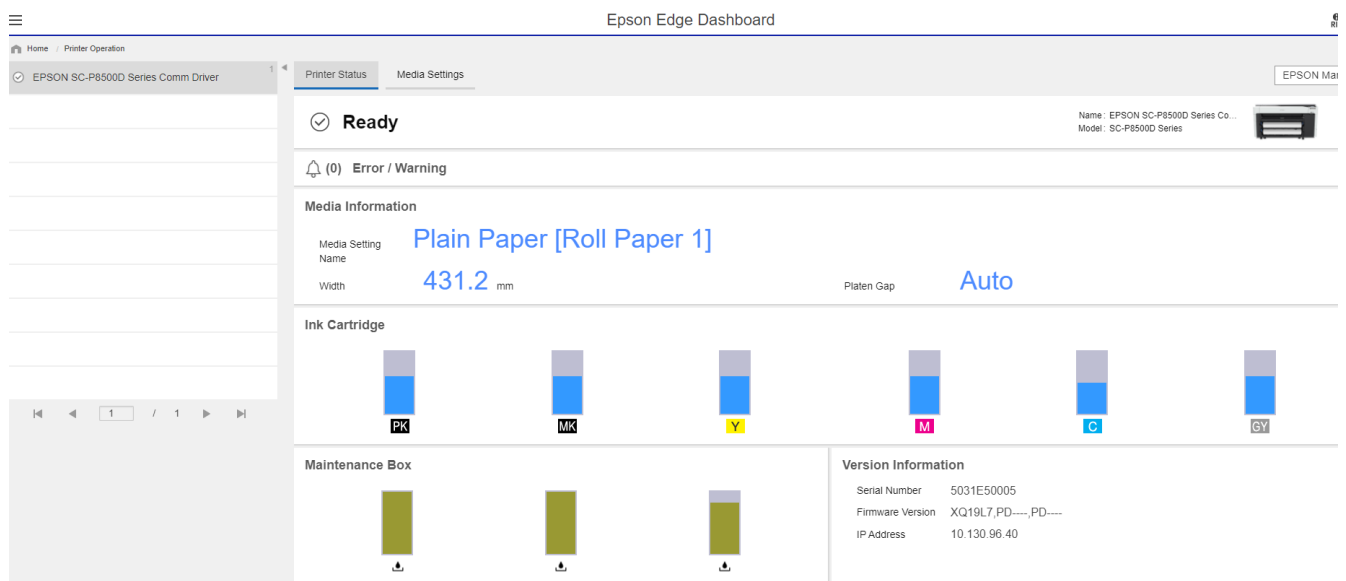
EMX/Epson Edge Dashboard Support

Registering the Media Types in Printer using Epson Edge Dashboard

Before you can use the Epson SureColor printer in the Fiery XF RIP software, you must first install and set up Epson Printer Driver, Epson Media Installer and Epson Edge Dashboard.

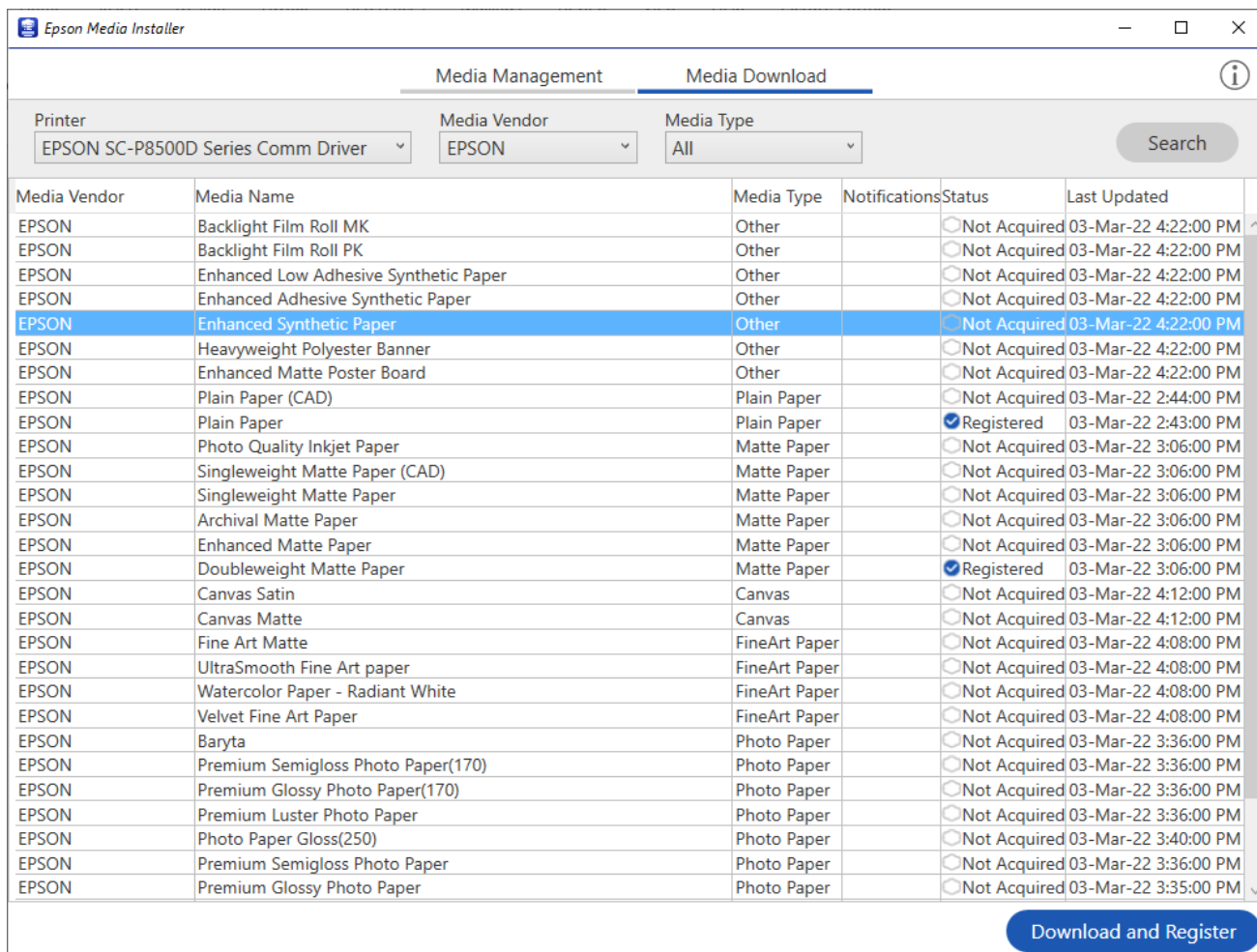
After installing the software, register your printer using the Epson Edge Dashboard. For more information on printer registration, see the Epson documentation.

If everything is set up correctly it should look like this:

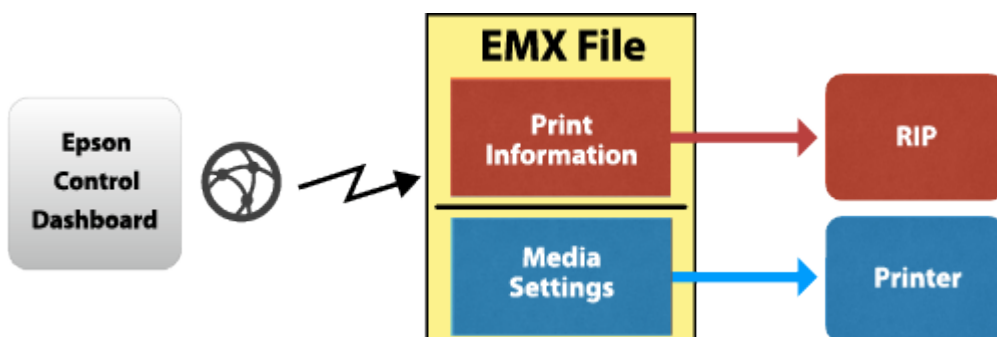


The next step is to download the media settings. You can do this by clicking Media Settings in Epson Edge Dashboard and then launching Epson Media Installer

You can then select the Media Settings and Download and Register them.



For more detailed information, see the documentation provided by Epson.



After the media are registered in the printer, the system is ready to use with the Fiery XF RIP software.

Media list from printer

To transfer the media list to Fiery XF, set up the output device in Fiery XF for the appropriate printer model, including the IP address. As soon as you save your settings, all the available media information and ICC profiles from the Target (printer) list are downloaded using Epson Edge Dashboard.

Next, Fiery XF creates EPL files for each media registered in the printer. This process can take some time and depends very much on your PC. Wait at least one minute before checking the profile list. If the list does not appear, restart the Fiery XF server.

Media List from EMX file

Alternatively, you can drop an EMX file into this folder:

C:\ProgramData\EFI\EFI XF\Server\Temp\EpsonEmxHotfolder

Like for the printer, media information and ICC files will be downloaded from the EMX file and EPL files will be created.

This is useful if another Dashboard is already connected to the printer, but that Dashboard is not accessible. It works even without a Comm driver.

Selecting the Profile for printing

You can now select one of the downloaded, registered media. Depending on the selected media, multiple EPLs may be available. You can see if it is from the printer...

Resulting Calibration(s)

EPSON_Doubleweight Matte Paper_102000130_1_CMYK.epl

ICC

Epson_SC-P8500D_DoubleweightMattePaper_CMYK_C_600x600.icc

Media type

Doubleweight Matte

Device link profile

--

Print direction

Unidirectional Switch to bidirectional

Visual correction

None

... or from an EMX file:

Resulting Calibration(s)

EPSON_Singleweight Matte Paper_102000128_31_CMYK.epl

ICC

Epson_SC-P8500D_SingleweightMattePaper_CMYK_1200x1200.icc

Media type

Singleweight Matte

C:/ProgramData/EFI/EFI Media Profiles/EPSON/SC-P8500D Series/EPSON/Singleweight Matte Paper/Epson_SC-P8500D_SingleweightMattePaper_CMYK_1200x1200.icc

Device link profile

--

Print direction

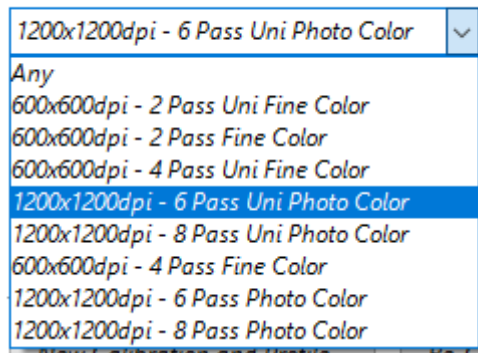
Bidirectional Switch to unidirectional

Visual correction

None

The Print mode list box shows the print modes by name:

Print mode



Every EPL represents a different combination of printer resolution and print quality.

Note: There is no need to repeat the procedure for additional media downloaded through Epson Edge Dashboard. You just need to make sure that the downloaded media is registered properly at the Epson printer itself using Epson Edge Dashboard.

FAQ

Question	Answer
Can I use Fiery XF without Epson Edge Dashboard	Not entirely without. Epson Edge Dashboard must be either installed on the same computer or accessible in the same network (exactly one installation)
Can I use EMX files	Yes

Change History

Version	Date	Description	Updated by	Affected XF Versions
v1.0	10-Feb-22	First Draft	Nikhil Agarwal	Fiery XF 7.3.2
v1.1	22-Feb-22	Removed few unsupported Media Types	Nikhil Agarwal	Fiery XF 7.3.2
v1.2	24-Mar-22	Added EMX support	Nikhil Agarwal	Fiery XF 7.3.2
v1.3	11-Jan-23	Added section - Paper Edge Quality Constraints	Nikhil Agarwal	Fiery XF 7.3.2
v1.4	11-Jan-23	Added information about Ink Density	Nikhil Agarwal	Fiery XF 7.4
V1.5	31-Jul-23	Added DM Models	Nikhil Agarwal	Fiery XF 8.0